

CALAMBA WATER DISTRICT
Engineering Department

SCOPE OF WORKS AND SPECIFICATIONS

PROJECT : PROPOSED MODULAR PARTITION
For Commercial Department Office and Collection Area
LOCATION : 3rd Floor and Ground Floor, CWD Building, Halang, Calamba City
DATE : August 15, 2016 updated: October 18, 2016

PART 1: GENERAL

1.01 Description of Work:

- A. Supply all labor, materials, necessary equipment and services to complete the Modular Partition System, as indicated on the drawings, or as specified herein or both.
- B. Supply all labor, materials, necessary equipment and services for the installation of desk, drawers, cabinets, chairs, etc. as indicated on the drawings, or as specified herein or both.
- C. Related works:
 - 1. Section: All outlet and telephone wiring other adjacent materials as indicated on the drawings, or as specified herein or both including all outlet and telephone that are needed or seen at site but not stipulated herein.

1.02 Quality Assurance:

- A. The products herein specified established the standard of quality for the modular partition. Proposals for substitution of products or techniques not conforming to these specifications must be submitted prior to bidding. Any proposed substitute wall must be manufactured by a certified ISO-9001-2000 company or an equivalent quality control system and independent test reports, which meet the requirements and design specified herein must be submitted to obtain approval.

1.03 Site Conditions:

- A. All sizes and locations are subject to change to suit field condition.
- B. Site inspection prior to quotation and installation shall be done.

1.04 Submittals:

- A. Submit manufacturer's technical data for each type of modular partition specified herein.
- B. Submit shop drawings showing complete layout of modular partition system based on field verified dimensions. The drawings shall include dimensional relationship to adjoining work. Include details indicating materials, finishes, and tolerances, methods of attachment to building and electrical requirements.

1.05 Warranty:

- A. *Basic Warranty: The modular partition system shall be warranted free from defects in material and workmanship for a period of one (1) year from the start of installation. Extended Parts Warranty (optional): An extended warranty on parts is available in addition to the basic warranty.*
- B. *Parts and labor required to maintain the modular partition system and part subject to normal wear and tear are not covered under the warranty and are the owner's responsibility. (Refer to Manufacturers Recommended Maintenance Program).*

PART 2: PRODUCT

2.01 Panel Construction

- A. *Panels shall be architecturally fiat with no bowing, oil canning, warping, waviness or any other surface deformation and discontinuity*
- B. *The modular partition wall shall be visibly flat and rigid in the down (closed) position.*
- C. *There shall be no exposed hinges, brackets and screws visible when the modular partition wall is installed. All of the panel edges shall be right angled, with a minimum radius not more than 1/16" (1.6 mm). All of the panels shall be rectangular, nominally of the same size, unless requested otherwise by the engineer. Joints between panel, vertical and horizontal, shall be no more than approximately 1/2" (12.7 mm) wide.*

2.02 Panel Finish:

- A. *The panels shall have a fabric/laminated finish (color subject to approval).*
- B. *Finishes are typically railroaded onto panels and applied horizontally along the panel length.*

2.03 Sound Seals:

- A. *The modular partition shall automatically seal against the floor without the need for any manual intervention. The floor seals shall leave a joint between the floor and the bottom panels of not more than approximately 2" (51 mm).*

2.04 Stripping of Table Coating

- A. *Tables coatings shall be stripped in until the surface is architecturally flat with no bowing, oil canning, warping, waviness or any other surface deformation and discontinuity*

2.05 Finish:

- A. *The tables shall have the finish of the engineer's choice, provided that the finish has been approved by the manufacturer to ensure compatibility with the whole set-up.*

PART 3: EXECUTION

3.01 Preparation:

- A. Preparation of opening shall be by general contractor. Any deviation of site conditions contrary to approved shop drawings shall be called to the attention of the engineer.

3.02 Delivery and Storage:

- A. Delivery to the job site shall be coordinated by general contractor. Proper storage of partitions before installation and continued protection during and after installation shall be the responsibility of the general contractor. The modular partition supplier shall not deliver or install this product until the General Contractor can ensure in writing safe storage and protection for the wall for the duration of the project.

3.03 Inspection:

- A. Inspect the relevant aspects of the site such as the evenness of the floor, walls, structural steel, etc., and ensure that these are within the tolerances stated in Part 1 (Site Conditions) of this specification. Confirm in writing to the General Contractor or contract manager any deviations from these tolerances. Do not proceed until these conditions are made good. Carry out all appropriate field measurements before manufacturing any components or assemblies.

3.04 Installation:

- A. Modules and corner joints of modular partition are connected and joined with special key, which makes their installation and subsequent handling very easy and comfortable.
- B. Install modular partition system in accordance with the manufacturers printed instructions. Installation shall be by an authorized factory trained installer. Installation shall be in accordance with ASTM E557-00 "Standard Guide for The installation of operable partitions" and ASTM E557-12 "Standard Guide for Architectural Design and Installation Practices for Sound Isolation between Spaces Separated by Operable Partitions" installation procedure.

3.05 Adjusting and Cleaning:

- A. Adjust and fine-tune the modular partition to ensure that all seals are operating and sealing properly and that the walls are in correct and smooth operation.
- B. Clean up any dirt, oil, grime, etc., that may have found its way onto the panels. Leave the wall in a state of architectural cleanliness.

3.06 Spare Parts:

- A. Ensure the manufacturer has ample stock available for repairs.

3.07 Workmanship:

- A. The complete installation of the modular partition system as called for and detailed on the drawings shall be provided in strict accordance with the drawings and manufacturers standard printed specifications, instructions and recommendations.

PART 4: MATERIAL SPECIFICATION

4.01 Standard Modular Panels:

4.02 Modular Panel Accessories:

- A. Partition wall connector fasten cubicle panel at 90 degrees. 2 sets of angled connectors for 3-way connections and 3 sets of angled connectors for 4-way connections.

4.03 Office Table

- A. 1-unit 1.40m (L) x 0.60m (W) x 0.75 (H) x 25mm thk. Wood Work top, PVC Edging, matte finish blue color follow existing OGM Office (Single Table)
- B. 4-unit 1.20m (L) x 0.60m (W) x 0.75 (H) x 25mm thk. Wood Work top, PVC Edging, matte finish blue color follow existing OGM Office (Single Table)
- C. 18-unit 1.20m (L) x 0.60m (W) x 0.75m (H) x 25mm thk. Wood Work top, PVC Edging, matte finish blue color follow existing OGM Office (Attached to Partition)

4.04 Mobile Pedestal

- A. 23-units Pedestal Cabinet for each wood worktop/ table or as specified in the drawing.
- A. Glazed panels shall be factory assembled with 3/16" tempered glass.
- B. Glazing is held in place by a resilient vinyl glazing gasket allowing for easy replacement.
- C. Glazed panels are interchangeable with solid panels of like size.

4.06 Electrical Kit:

Include electrical raceway connection posts, outlets, switches, light fixtures and circuit panel as noted on proposal. Panels with desk height raceway will have a semi-rigid cover (PVC) available either in trim color or upholstered with fabric. They should allow a direct plug in of


the raceway cover.

Note: Wire, run to power source, partition conduit, and fittings are part of the electrical package, but are not included unless electrical installations are specified.


4.07 Tables


(a) Paint: Duco paint finish, color to be approved by owner.

Prepared by:


ENGR. KRISTINE R. CERVANCIA
Senior Engineer A-EPDC

Checked & Recommending Approval by:


ENGR. RANELLY S. CARTAGO


ENGR. RESTITUTO B. SUMANGA, SR.
General Manager A